


COMPLETE HYDRAULIC SOLUTIONS

# PRODUCT GUIDE

November 2022



## METRIC ADAPTORS



Adelaide 08 8228 2411	Sydney 02 8814 2100	Newcastle 02 4033 6900	Melbourne 03 8793 6400	Laverton 03 9371 9000
Brisbane 07 3022 3700	Emerald 07 4988 1800	Mackay 07 4847 8800	Perth 08 6216 4600	Tasmania 03 6423 9900



[www.southcott.com.au](http://www.southcott.com.au)  
SAFETY+QUALITY+RELIABILITY

# Important Warnings and Cautions

## **WARNINGS:**

**Do not mix and match products.**

**The mixing of product brands in hose assemblies is not recommended.**

Hydraulic hose from one supplier has seldom been verified by testing with fittings from another. Performance capabilities of such mixed assemblies will therefore be unpredictable and are not guaranteed by either supplier.

Hose coupling specifications and published assembly instructions are not necessarily valid in these instances. It is the hose assembler's responsibility to consult with suppliers before intermixing hose and end fittings.

Similarly, assembly equipment is not usually interchangeable and it is the fabricator's responsibility to consult with the manufacturer for the correct equipment.

Always follow the manufacturer's instructions for correct preparation and fabrication of CHILD-GATES hose assemblies.

The welding of any CHILD fitting, including weld-on, salvage, lifesaver or any other components should only be carried out by suitably qualified personnel.

The company does not warrant the performance of such fittings or products, once welded (except by the company, its servants or its selling agents). These welded products should be tested and proved fit for the use intended. Not testing, not proving, faulty fabrication or faulty welding may result in an unsatisfactory or even dangerous product.

## **BE AWARE THAT:**

**Hydraulic fluid under pressure can be potentially dangerous!**

An explosive burst or stream of escaping fluid can cause damage to equipment or serious injury to persons nearby.

Highly pressurised fluid escaping from a small pinhole can be almost invisible, and yet exert extreme force capable of penetrating the skin and other tissues, causing possible severe injury.

Pressurised fluids, if released uncontrolled, can exert a tremendous explosive force.

Hot fluids or chemicals can cause severe burns.

Some fluids are highly flammable.

## **CAUTIONS:**

**Working Pressures for Hose Assemblies**

Since many factors influence the pressure at which a hydraulic system will or will not perform satisfactorily, stated maximum hose working pressures should not be exceeded.

For any severe applications it is recommended sufficient testing be conducted and reviewed by both the hose assembler and the machine manufacturer to assure performance levels will be safe and satisfactory.

While all care has been taken to ensure that information contained in this catalogue is true and correct at the time of publication, Southcott Hydraulics gives no warranty or assurance, and makes no representation as to the accuracy of any information or advice contained in this catalogue, or that it is suitable for your intended application.



# Metric Adaptors Product Guide

## CONTENTS

Part No. . . . .	Description . . . . .	Page
<b>Nipples</b>		
CM1L . . . . .	Nipple M/M Metric Light . . . . .	6
CM1S . . . . .	Nipple M/M Metric Heavy . . . . .	6
CM2L . . . . .	Nipple M/M Metric Light x JIC . . . . .	6
CM2S . . . . .	Nipple M/M Metric Heavy x JIC . . . . .	6
CMB2L . . . . .	Nipple M/M Metric Light x BSPT . . . . .	6
CMB2S . . . . .	Nipple M/M Metric Heavy x BSPT . . . . .	6
CMR2L . . . . .	Nipple M/M Metric Light x BSPP (Encapsulated Seal) . . . . .	7
CMR2S . . . . .	Nipple M/M Metric Heavy x BSPP (Encapsulated Seal) . . . . .	7
CM3L . . . . .	Nipple M/M Metric Light x S.A.E 'O' Ring Boss . . . . .	7
CM6L . . . . .	Bulkhead Nipple M/M Metric Light . . . . .	7
CM6S . . . . .	Bulkhead Nipple M/M Metric Heavy . . . . .	7
<b>Straight Unions</b>		
CM24L . . . . .	Straight Union M/F Metric Light . . . . .	7
CM24S . . . . .	Straight Union M/F Metric Heavy . . . . .	7
CRM27L . . . . .	Straight Union M/F BSPP (Encapsulated Seal) x Metric Light . . . . .	8
CRM27S . . . . .	Straight Union M/F BSPP (Encapsulated Seal) x Metric Heavy . . . . .	8
<b>90° Unions</b>		
CM46L . . . . .	90° Union M/F Metric Light . . . . .	8
CM46S . . . . .	90° Union M/F Metric Heavy . . . . .	8
<b>90° Elbows</b>		
CM53L . . . . .	90° Elbow M/M Metric Light . . . . .	8
CM53S . . . . .	90° Elbow M/M Metric Heavy . . . . .	8
<b>Tees &amp; Crosses</b>		
CM62L . . . . .	Tee M/M/M Metric Light . . . . .	9
CM62S . . . . .	Tee M/M/M Metric Heavy . . . . .	9
CM64L . . . . .	Tee F/M/M Metric Light . . . . .	9
CM64S . . . . .	Tee F/M/M Metric Heavy . . . . .	9
CM65L . . . . .	Tee M/M/F Metric Light . . . . .	9
CM65S . . . . .	Tee M/M/F Metric Heavy . . . . .	9
<b>Plug &amp; Cap Nuts</b>		
CM77L . . . . .	Plug Metric Light . . . . .	9
CM77S . . . . .	Plug Metric Heavy . . . . .	9
CM79L . . . . .	Cap Nut Light . . . . .	10
CM79S . . . . .	Cap Nut Heavy . . . . .	10
<b>Tube Nut &amp; Reducers</b>		
CM83L-N . . . . .	Tube Nut Metric Light . . . . .	10
CM83L-R . . . . .	Cutting Ring Metric Light . . . . .	10
CM83S-N . . . . .	Tube Nut Metric Heavy . . . . .	10
CM83S-R . . . . .	Cutting Ring Metric Heavy . . . . .	10



# Metric Adaptors Product Guide

## METRIC SIZING CHART

Metric Thread Size	Male Thread O.D.	Female Thread I.D.	Tube O.D. (mm)	
			Light (L)	Heavy (S)
mm	mm	mm	DKL/DKOL	DKS/DKOS
M12x1.5	12.0	10.5	6	
M14x1.5	14.0	12.5	8	6
M16x1.5	16.0	14.5	10	8
M18x1.5	18.0	16.5	12	10
M20x1.5	20.0	18.5		12
M22x1.5	22.0	20.5	15	14
M24x1.5	24.0	22.5		16
M26x1.5	26.0	24.5	18	
M30x2.0	30.0	28.0	22	20
M36x2.0	36.0	34.0	28	25
M42x2.0	42.0	40.0		30
M45x2.0	45.0	43.0	35	
M52x2.0	52.0	50.0	42	38

# Metric Adaptors Product Guide

## COUPLING IDENTIFICATION

### Foreign Thread Types German DIN (Deutsche Industrial Norme)

Popular couplings are German DIN (Deutsche Industrial Norme). A coupling referred to as "metric" usually means a DIN coupling.

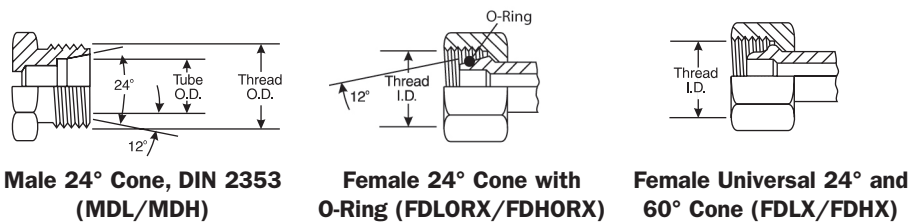
#### DIN 24° Cone

The DIN 24° cone male will mate with any of the females shown.

The male has a 24° seat, straight metric threads, and a recessed counterbore which matches the tube O.D. of the coupling used with it. The mating female is a 24° cone with o-ring, a metric tube fitting or a universal 24° and 60° cone. There is a light and heavy series DIN coupling. Proper identification is made by measuring both the thread size and the tube O.D. (The heavy series has a small tube O.D. but a thicker wall section than the light.)

When measuring the flare angle with the seat angle gauge, use the 12° gauge. The seat angle gauge measures the angle from the connector centreline.

#### DIN 24° Male and Mating Females



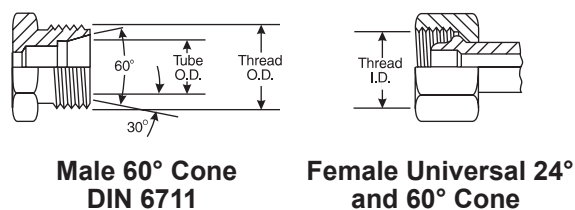
#### DIN 60° Cone

The DIN 60° cone male will mate with the female universal 24° or 60° cone connector only.

The male has a 60° seat and straight metric threads. The female has a 24° and 60° universal seat and straight metric threads.

When measuring the flare angle with the seat angle gauge, use the 30° gauge. The seat angle gauge measures the angle from the connector centreline.

#### DIN 60° Male and Mating Female



# Metric Adaptors Product Guide

## THREAD CHART


































DASH SIZE	2	3	4	5	6	7	8	10	12	14	16	20	24	32	40	48
<b>NPTF Pipe Thread</b>	1/8-18	3/8-18	1/2-18	3/4-18	7/8-18	1-18	1 1/8-18	1 1/4-18	1 1/2-18	1 3/4-18	2-18	2 1/4-18	2 1/2-18	2 3/4-18	3-18	3 1/2-18
<b>NPSM Swivel Thread</b>	1/8-18	3/8-18	1/2-18	3/4-18	7/8-18	1-18	1 1/8-18	1 1/4-18	1 1/2-18	1 3/4-18	2-18	2 1/4-18	2 1/2-18	2 3/4-18	3-18	3 1/2-18
<b>JIC 37° Flare Thread</b>	7/16-24	3/8-24	7/16-24	1/2-24	9/16-24	5/8-24	3/4-24	7/8-24	1-24	1 1/8-24	1 1/4-24	1 1/2-24	1 3/4-24	2-24	2 1/4-24	2 1/2-24
<b>SAE 45° Flare Thread</b>	9/16-24	3/8-24	7/16-24	1/2-24	9/16-24	5/8-24	3/4-24	7/8-24	1-24	1 1/8-24	1 1/4-24	1 1/2-24	1 3/4-24	2-24	2 1/4-24	2 1/2-24
<b>SAE O-Ring Thread</b>	9/16-24	3/8-24	7/16-24	1/2-24	9/16-24	5/8-24	3/4-24	7/8-24	1-24	1 1/8-24	1 1/4-24	1 1/2-24	1 3/4-24	2-24	2 1/4-24	2 1/2-24
<b>Flat-Face Thread</b>	9/16-24	3/8-24	7/16-24	1/2-24	9/16-24	5/8-24	3/4-24	7/8-24	1-24	1 1/8-24	1 1/4-24	1 1/2-24	1 3/4-24	2-24	2 1/4-24	2 1/2-24
<b>Inverted Flare Thread</b>	9/16-28	3/8-28	7/16-28	1/2-28	9/16-28	5/8-28	3/4-28	7/8-28	1-28	1 1/8-28	1 1/4-28	1 1/2-28	1 3/4-28	2-28	2 1/4-28	2 1/2-28
<b>Compression Thread</b>	9/16-24	3/8-24	7/16-24	1/2-24	9/16-24	5/8-24	3/4-24	7/8-24	1-24	1 1/8-24	1 1/4-24	1 1/2-24	1 3/4-24	2-24	2 1/4-24	2 1/2-24
<b>Code 61 Flange Head O.D.</b>							1.19	1.335	1.50	1.62	1.75	2.00	2.38	2.81	3.31	4.00
<b>Code 62 Flange Head O.D.</b>							1.25	1.62	1.62	1.62	1.88	2.12	2.50	3.12		
<b>BSPP Thread</b>	1/8-19	3/8-19	1/2-19	3/4-19	5/8-19	3/4-19	7/8-19	1-19	1 1/8-19	1 1/4-19	1 1/2-19	1 3/4-19	2-19	2 1/4-19	2 1/2-19	2 3/4-19
<b>BSPT Thread</b>	1/8-19	3/8-19	1/2-19	3/4-19	5/8-19	3/4-19	7/8-19	1-19	1 1/8-19	1 1/4-19	1 1/2-19	1 3/4-19	2-19	2 1/4-19	2 1/2-19	2 3/4-19
<b>Japanese Pipe Tapered Thread</b>	1/8-19	3/8-19	1/2-19	3/4-19	5/8-19	3/4-19	7/8-19	1-19	1 1/8-19	1 1/4-19	1 1/2-19	1 3/4-19	2-19	2 1/4-19	2 1/2-19	2 3/4-19
<b>Japanese Flare Thread</b>	1/8-19	3/8-19	1/2-19	3/4-19	5/8-19	3/4-19	7/8-19	1-19	1 1/8-19	1 1/4-19	1 1/2-19	1 3/4-19	2-19	2 1/4-19	2 1/2-19	2 3/4-19
<b>Copper/Nylon Air Brake Thread</b>	7/16-24	3/8-24	7/16-24	1/2-24	9/16-24	5/8-24	3/4-24	7/8-24	1-24	1 1/8-24	1 1/4-24	1 1/2-24	1 3/4-24	2-24	2 1/4-24	2 1/2-24
<b>METRIC (mm)</b>	8	10	12	14	16	18	20	22	24	26	30	33	36	42	45	52
<b>MDL</b>	M12X1.5	M14X1.5	M16X1.5	M18X1.5	M20X1.5	M22X1.5	M24X1.5	M26X1.5	M30X2.0	M36X2.0	M42X2.0	M45X2.0	M52X2.0			
<b>MDH</b>			M16X1.5	M18X1.5	M20X1.5	M22X1.5	M24X1.5	M30X2.0	M36X2.0	M42X2.0	M52X2.0					
<b>Komatsu</b>				M18X1.5	M22X1.5	M24X1.5	M30X1.5	M36X1.5	M42X1.5	M52X2.0						
<b>GAZ</b>				M20X1.5	M24X1.5	M30X1.5	M36X1.5	M42X1.5	M52X2.0							

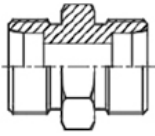




# Metric Adaptors Product Guide

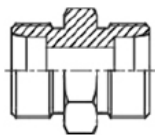
## VISUAL INDEX

<b>Nipples</b>	Metric CM1L  P6	Metric CM1S  P6	Metric x JIC CM2L  P6	Metric x JIC CM2S  P6	Metric x BSPT CMB2L  P6	Metric x BSPT CMB2S  P6
Metric x BSPP (Encap. Seal) CMR2L  P7	Metric x BSPP (Encap. Seal) CMR2S  P7	Metric x SAE O'Ring CM3L  P7	Metric CM6L  P7	Metric CM6S  P7		
<b>Straight Unions</b>	Metric CM24L  P7	Metric CM24S  P7	BSPP x Metric CRM27L  P8	BSPP x Metric CRM27S  P8		
<b>90° Unions</b>	Metric CM46L  P8	Metric CM46S  P8				
<b>90° Elbows</b>	Metric CM53L  P8	Metric CM53S  P8				
<b>Tees &amp; Crosses</b>	Metric CM62L  P9	Metric CM62S  P9	Metric CM64L  P9	Metric CM64S  P9	Metric CM65L  P9	Metric CM65S  P9
<b>Plug &amp; Cap Nuts</b>	Metric CM77L  P9	Metric CM77S  P9	Metric CM79L  P10	Metric CM79S  P10		
<b>Tube Nut &amp; Reducers</b>	Metric CM83L-N  P10	Metric CM83L-R  P10	Metric CM83S-N  P10	Metric CM83S-R  P10		



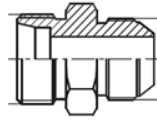
### Nipple M/M Metric Light

P/Number	Tube OD	Thread
CM1L-1212	6	12x1.5
CM1L-1412	8-6	14x1.5 x 12x1.5
CM1L-1414	8	14x1.5
CM1L-1612	10-6	16x1.5 x 12x1.5
CM1L-1614	10-8	16x1.5 x 14x1.5
CM1L-1616	10	16x1.5
CM1L-1812	12-6	18x1.5 x 12x1.5
CM1L-1814	12-8	18x1.5 x 14x1.5
CM1L-1816	12-10	18x1.5 x 16x1.5
CM1L-1818	12	18x1.5
CM1L-2216	15-10	22x1.5 x 16x1.5
CM1L-2218	15-12	22x1.5 x 18x1.5
CM1L-2222	15	22x1.5
CM1L-2618	18-12	26x1.5 x 18x1.5
CM1L-2622	18-15	26x1.5 x 22x1.5
CM1L-2626	18	26x1.5
CM1L-3022	22-15	30x2 x 22x1.5
CM1L-3026	22-18	30x2 x 26x1.5
CM1L-3030	22	30x2
CM1L-3630	28-22	36x2 x 30x2
CM1L-3636	28	36x2



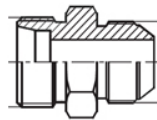
### Nipple M/M Metric Heavy

P/Number	Tube OD	Thread
CM1S-1414	6	14x1.5
CM1S-1614	8-6	16x1.5 x 14x1.5
CM1S-1616	8	16x1.5
CM1S-1814	10-6	18x1.5 x 14x1.5
CM1S-1816	10-8	18x1.5 x 16x1.5
CM1S-1818	10	18x1.5
CM1S-2014	12-6	20x1.5 x 14x1.5
CM1S-2016	12-8	20x1.5 x 16x1.5
CM1S-2018	12-10	20x1.5 x 18x1.5
CM1S-2020	12	20x1.5
CM1S-2218	14-10	22x1.5 x 18x1.5
CM1S-2220	14-12	22x1.5 x 20x1.5
CM1S-2222	14	22x1.5
CM1S-2420	16-12	24x1.5 x 20x1.5
CM1S-2422	16-14	24x1.5 x 22x1.5
CM1S-2424	16	24x1.5
CM1S-3018	20-10	30x2 x 18x1.5
CM1S-3020	20-12	30x2 x 20x1.5
CM1S-3024	20-16	30x2 x 24x1.5
CM1S-3030	20	30x2
CM1S-3624	25-16	36x2 x 24x1.5
CM1S-3630	25-20	36x2 x 30x2
CM1S-3636	25	36x2



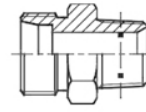
### Nipple M/M Metric Light x JIC

P/Number	Tube OD	Thread
CM2L-1207	6	12x1.5 x 7/16
CM2L-1409	8	14x1.5 x 9/16
CM2L-1609	10	16x1.5 x 9/16
CM2L-1809	12	18x1.5 x 9/16
CM2L-1812	12	18x1.5 x 3/4
CM2L-2212	15	22x1.5 x 3/4
CM2L-2214	15	22x1.5 x 7/8
CM2L-2614	18	26x1.5 x 7/8
CM2L-2617	18	26x1.5 x 1-1/16
CM2L-3017	22	30x2 x 1-1/16
CM2L-3621	28	36x2 x 1-5/16



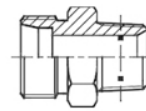
### Nipple M/M Metric Heavy x JIC

P/Number	Tube OD	Thread
CM2S-1609	8	16x1.5 x 9/16
CM2S-1809	10	18x1.5 x 9/16
CM2S-1812	10	18x1.5 x 3/4
CM2S-2012	12	20x1.5 x 3/4
CM2S-2212	14	22x1.5 x 3/4
CM2S-2412	16	24x1.5 x 3/4
CM2S-2414	16	24x1.5 x 7/8
CM2S-3017	20	30x2 x 1-1/16
CM2S-3617	25	36x2 x 1-1/16
CM2S-3621	25	36x2 x 1-5/16



### Nipple M/M Metric Light x BSPT

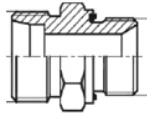
P/Number	Tube OD	Thread
CMB2L-1204	6	12x1.5 x 1/4
CMB2L-1404	8	14x1.5 x 1/4
CMB2L-1406	8	14x1.5 x 3/8
CMB2L-1606	10	16x1.5 x 3/8
CMB2L-1806	12	18x1.5 x 3/8
CMB2L-1808	12	18x1.5 x 1/2
CMB2L-2208	15	22x1.5 x 1/2
CMB2L-2608	18	26x1.5 x 1/2
CMB2L-2612	18	26x1.5 x 3/4
CMB2L-3012	22	30x2 x 3/4
CMB2L-3616	28	36x2 x 1



### Nipple M/M Metric Heavy x BSPT

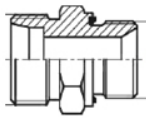
P/Number	Tube OD	Thread
CMB2S-1404	6	14x1.5 x 1/4
CMB2S-1604	8	16x1.5 x 1/4
CMB2S-1806	10	18x1.5 x 3/8
CMB2S-1808	10	18x1.5 x 1/2
CMB2S-2006	12	20x1.5 x 3/8
CMB2S-2008	12	20x1.5 x 1/2
CMB2S-2206	14	22x1.5 x 3/8
CMB2S-2208	14	22x1.5 x 1/2
CMB2S-2406	16	24x1.5 x 3/8
CMB2S-2408	16	24x1.5 x 1/2
CMB2S-3008	20	30x2 x 1/2
CMB2S-3012	20	30x2 x 3/4
CMB2S-3616	25	36x2 x 1





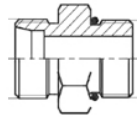
**Nipple M/M  
Metric Light x  
BSPP (Encapsulated Seal)**

P/Number	Tube OD	Thread
CMR2L-1204	6	12x1.5 x 1/4
CMR2L-1404	8	14x1.5 x 1/4
CMR2L-1604	10	16x1.5 x 1/4
CMR2L-1606	10	16x1.5 x 3/8
CMR2L-1806	12	18x1.5 x 3/8
CMR2L-1808	12	18x1.5 x 1/2
CMR2L-2206	15	22x1.5 x 3/8
CMR2L-2208	15	22x1.5 x 1/2
CMR2L-2212	15	22x1.5 x 3/4
CMR2L-2608	18	26x1.5 x 1/2
CMR2L-2612	18	26x1.5 x 3/4
CMR2L-3616	28	36x2 x 1
CMR2L-4520	35	45x2 x 1-1/4



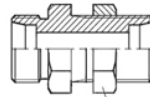
**Nipple M/M  
Metric Heavy x  
BSPP (Encapsulated Seal)**

P/Number	Tube OD	Thread
CMR2S-1604	8	16x1.5 x 1/4
CMR2S-1606	8	16x1.5 x 3/8
CMR2S-1804	10	18x1.5 x 1/4
CMR2S-1806	10	18x1.5 x 3/8
CMR2S-1808	10	18x1.5 x 1/2
CMR2S-2206	14	22x1.5 x 3/8
CMR2S-2208	14	22x1.5 x 1/2
CMR2S-2408	16	24x1.5 x 1/2
CMR2S-2412	16	24x1.5 x 3/4
CMR2S-3008	20	30x2 x 1/2
CMR2S-3012	20	30x2 x 3/4
CMR2S-3612	25	36x2 x 3/4



**Nipple M/M  
Metric Light x  
S.A.E 'O' Ring Boss**

P/Number	Tube OD	Thread
CM3L-1409	8	14x1.5 x 9/16
CM3L-1609	10	16x1.5 x 9/16
CM3L-1812	12	18x1.5 x 3/4
CM3L-2212	15	22x1.5 x 3/4
CM3L-3017	22	30x2 x 1-1/16



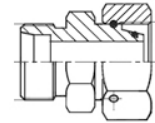
**Bulkhead Nipple M/M  
Metric Light**

P/Number	Tube OD	Thread
CM6L-1212	6	12x1.5
CM6L-1414	8	14x1.5
CM6L-1616	10	16x1.5
CM6L-1818	12	18x1.5
CM6L-2222	15	22x1.5
CM6L-2626	18	26x1.5
CM6L-3030	22	30x2
CM6L-3636	28	36x2
CM6L-4545	35	45x2



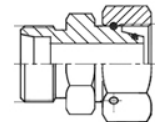
**Bulkhead Nipple M/M  
Metric Heavy**

P/Number	Tube OD	Thread
CM6S-1414	6	14x1.5
CM6S-1616	8	16x1.5
CM6S-1818	10	18x1.5
CM6S-2020	12	20x1.5
CM6S-2222	14	22x1.5
CM6S-2424	16	24x1.5
CM6S-3030	20	30x2
CM6S-3636	25	36x2
CM6S-4242	30	42x2



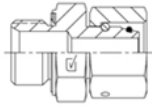
**Straight Union M/F  
Metric Light**

P/Number	Tube OD	Thread
CM24L-1214	6-8	12x1.5 x 14x1.5
CM24L-1416	8-10	14x1.5 x 16x1.5
CM24L-1618	10-12	16x1.5 x 18x1.5
CM24L-1822	12-15	18x1.5 x 22x1.5
CM24L-2226	15-18	22x1.5 x 26x1.5
CM24L-2630	18-22	26x1.5 x 30x2
CM24L-3036	22-28	30x2 36x2



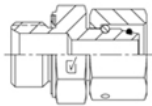
**Straight Union M/F  
Metric Heavy**

P/Number	Tube OD	Thread
CM24S-1416	6-8	14x1.5 x 16x1.5
CM24S-1618	8-10	16x1.5 x 18x1.5
CM24S-1820	10-12	18x1.5 x 20x1.5
CM24S-2022	12-14	20x1.5 x 22x1.5
CM24S-2224	14-16	22x1.5 x 24x1.5
CM24S-2430	16-20	24x1.5 x 30x2
CM24S-3036	20-25	30x2 x 36x2



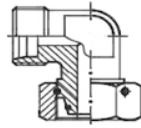
**Straight Union M/F  
BSPP (Encapsulated Seal) x  
Metric Light**

P/Number	Tube OD	Thread
CRM27L-0414	8	1/4 x 14x1.5
CRM27L-0416	10	1/4 x 16x1.5
CRM27L-0618	12	3/8 x 18x1.5
CRM27L-0822	15	1/2 x 22x1.5
CRM27L-0826	18	1/2 x 26x1.5
CRM27L-1230	22	3/4 x 30x2
CRM27L-1636	28	1 x 36x2



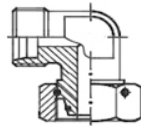
**Straight Union M/F  
BSPP (Encapsulated Seal) x  
Metric Heavy**

P/Number	Tube OD	Thread
CRM27S-0414	6	1/4 x 14x1.5
CRM27S-0416	8	1/4 x 16x1.5
CRM27S-0618	10	3/8 x 18x1.5
CRM27S-0620	12	3/8 x 20x1.5
CRM27S-0822	14	1/2 x 22x1.5
CRM27S-0824	16	1/2 x 24x1.5
CRM27S-1230	20	3/4 x 30x2
CRM27S-1636	25	1 x 36x2



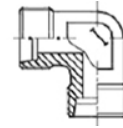
**90° Union M/F  
Metric Light**

P/Number	Tube OD	Thread
CM46L-1212	6	12x1.5
CM46L-1414	8	14x1.5
CM46L-1616	10	16x1.5
CM46L-1818	12	18x1.5
CM46L-2222	15	22x1.5
CM46L-2626	18	26x1.5
CM46L-3030	22	30x2
CM46L-3636	28	36x2



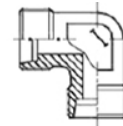
**90° Union M/F  
Metric Heavy**

P/Number	Tube OD	Thread
CM46S-1414	6	14x1.5
CM46S-1616	8	16x1.5
CM46S-1818	10	18x1.5
CM46S-2020	12	20x1.5
CM46S-2222	14	22x1.5
CM46S-2424	16	24x1.5
CM46S-3030	20	30x2
CM46S-3636	25	36x2



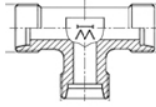
**90° Elbow M/M  
Metric Light**

P/Number	Tube OD	Thread
CM53L-1212	6	12x1.5
CM53L-1414	8	14x1.5
CM53L-1616	10	16x1.5
CM53L-1818	12	18x1.5
CM53L-2222	15	22x1.5
CM53L-2626	18	26x1.5
CM53L-3030	22	30x2
CM53L-3636	28	36x2



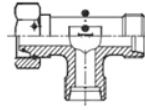
**90° Elbow M/M  
Metric Heavy**

P/Number	Tube OD	Thread
CM53S-1414	6	14x1.5
CM53S-1616	8	16x1.5
CM53S-1818	10	18x1.5
CM53S-2020	12	20x1.5
CM53S-2222	14	22x1.5
CM53S-2424	16	24x1.5
CM53S-3030	20	30x2
CM53S-3636	25	36x2



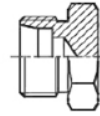
### Tee M/M/M Metric Light

P/Number	Tube OD	Thread
CM62L-121212	6	12x1.5
CM62L-141414	8	14x1.5
CM62L-161616	10	16x1.5
CM62L-181818	12	18x1.5
CM62L-222222	15	22x1.5
CM62L-262626	18	26x1.5
CM62L-303030	22	30x2
CM62L-363636	28	36x2
CM62L-454545	35	45x2



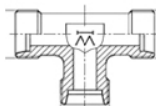
### Tee F/M/M Metric Heavy

P/Number	Tube OD	Thread
CM64S-141414	6	14x1.5
CM64S-161616	8	16x1.5
CM64S-181818	10	18x1.5
CM64S-202020	12	20x1.5
CM64S-222222	14	22x1.5
CM64S-242424	16	24x1.5
CM64S-303030	20	30x2
CM64S-363636	25	36x2



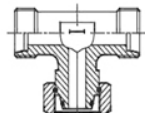
### Plug Metric Light

P/Number	Tube OD	Thread
CM77L-12	6	12x1.5
CM77L-14	8	14x1.5
CM77L-16	10	16x1.5
CM77L-18	12	18x1.5
CM77L-22	15	22x1.5
CM77L-26	18	26x1.5
CM77L-30	22	30x2
CM77L-36	28	36x2
CM77L-45	35	45x2



### Tee M/M/M Metric Heavy

P/Number	Tube OD	Thread
CM62S-141414	6	14x1.5
CM62S-161616	8	16x1.5
CM62S-181818	10	18x1.5
CM62S-202020	12	20x1.5
CM62S-222222	14	22x1.5
CM62S-242424	16	24x1.5
CM62S-303030	20	30x2
CM62S-363636	25	36x2
CM62S-424242	30	42x2



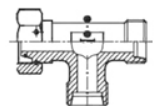
### Tee M/M/F Metric Light

P/Number	Tube OD	Thread
CM65L-121212	6	12x1.5
CM65L-141414	8	14x1.5
CM65L-161616	10	16x1.5
CM65L-181818	12	18x1.5
CM65L-222222	15	22x1.5
CM65L-262626	18	26x1.5
CM65L-303030	22	30x2
CM65L-363636	28	36x2



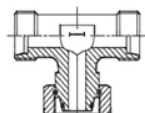
### Plug Metric Heavy

P/Number	Tube OD	Thread
CM77S-14	6	14x1.5
CM77S-16	8	16x1.5
CM77S-18	10	18x1.5
CM77S-20	12	20x1.5
CM77S-22	14	22x1.5
CM77S-24	16	24x1.5
CM77S-30	20	30x2
CM77S-36	25	36x2
CM77S-42	30	42x2



### Tee F/M/M Metric Light

P/Number	Tube OD	Thread
CM64L-121212	6	12x1.5
CM64L-141414	8	14x1.5
CM64L-161616	10	16x1.5
CM64L-181818	12	18x1.5
CM64L-222222	15	22x1.5
CM64L-262626	18	26x1.5
CM64L-303030	22	30x2
CM64L-363636	28	36x2



### Tee M/M/F Metric Heavy

P/Number	Tube OD	Thread
CM65S-141414	6	14x1.5
CM65S-161616	8	16x1.5
CM65S-181818	10	18x1.5
CM65S-202020	12	20x1.5
CM65S-222222	14	22x1.5
CM65S-242424	16	24x1.5
CM65S-303030	20	30x2
CM65S-363636	25	36x2



### Cap Nut Light

P/Number	Tube OD	Thread
CM79L-12	6	12x1.5
CM79L-14	8	14x1.5
CM79L-16	10	16x1.5
CM79L-18	12	18x1.5
CM79L-22	15	22x1.5
CM79L-26	18	26x1.5
CM79L-30	22	30x2
CM79L-36	28	36x2
CM79L-45	35	45x2



### Cap Nut Heavy

P/Number	Tube OD	Thread
CM79S-14	6	14x1.5
CM79S-16	8	16x1.5
CM79S-18	10	18x1.5
CM79S-20	12	20x1.5
CM79S-22	14	22x1.5
CM79S-24	16	24x1.5
CM79S-30	20	30x2
CM79S-36	25	36x2
CM79S-42	30	42x2



### Tube Nut Metric Light

P/Number	Tube OD	Thread
CM83L-12N	6	12x1.5
CM83L-14N	8	14x1.5
CM83L-16N	10	16x1.5
CM83L-18N	12	18x1.5
CM83L-22N	15	22x1.5
CM83L-26N	18	26x1.5
CM83L-30N	22	30x2
CM83L-36N	28	36x2
CM83L-45N	35	45x2
CM83L-52N	42	52x2



### Cutting Ring Metric Light

P/Number	Tube OD	Thread
CM83L-6R	6	M12 Nut
CM83L-8R	8	M14 Nut
CM83L-10R	10	M16 Nut
CM83L-12R	12	M18 Nut
CM83L-15R	15	M22 Nut
CM83L-18R	18	M26 Nut
CM83L-22R	22	M30 Nut
CM83L-28R	28	M36 Nut
CM83L-35R	35	M45 Nut
CM83L-42R	42	M52 Nut



### Tube Nut Metric Heavy

P/Number	Tube OD	Thread
CM83S-14N	6	14x1.5
CM83S-16N	8	16x1.5
CM83S-18N	10	18x1.5
CM83S-20N	12	20x1.5
CM83S-22N	14	22x1.5
CM83S-24N	16	24x1.5
CM83S-30N	20	30x2
CM83S-36N	25	36x2
CM83S-42N	30	42x2
CM83S-52N	38	52x2



### Cutting Ring Metric Heavy

P/Number	Tube OD	Thread
CM83S-6R	6	M14 Nut
CM83S-8R	8	M16 Nut
CM83S-10R	10	M18 Nut
CM83S-12R	12	M20 Nut
CM83S-14R	14	M22 Nut
CM83S-16R	16	M24 Nut
CM83S-20R	20	M30 Nut
CM83S-25R	25	M36 Nut
CM83S-30R	30	M42 Nut
CM83S-38R	38	M52 Nut



STAINLESS HYDRAULIC  
FITTINGS



## Warranty & Returns

Southcott Pty Ltd warrants that goods supplied shall be of merchantable quality.

Southcott does not warrant that the goods are fit for a particular purpose and, except or unless otherwise stated herein, warranties relating to title, defects or conformity of the goods are expressly excluded.

Returns will be accepted only if prior arrangements have been made with Southcott and charges, including but not limited to re-stocking fees, may apply.

Any costs associated with the return of goods for the purpose of a warranty claim shall be the responsibility of the customer.

For full terms and conditions visit our website at [www.southcott.com.au](http://www.southcott.com.au)

While all care has been taken to ensure that information is true and correct at the time of publication, Southcott Pty Ltd gives no warranty or assurance and makes no representation as to the accuracy of any information or advice contained in the guide or that it is suitable for your intended application. Southcott accepts no liability for any errors or omissions and will not be held liable for any consequential damages.

# BRANCH LOCATIONS



<b>ADELAIDE</b>	<b>243 HALIFAX STREET, ADELAIDE SA 5000</b>	<b>adelaide.sales@southcott.com.au</b>	<b>08 8228 2411</b>
<b>SYDNEY</b>	<b>1/1A GIBBON ROAD, BAULKHAM HILLS NSW 2153</b>	<b>sydney.sales@southcott.com.au</b>	<b>02 8814 2100</b>
<b>NEWCASTLE</b>	<b>4/14 YANGAN DRIVE, BERESFIELD NSW 2322</b>	<b>newcastle.sales@southcott.com.au</b>	<b>02 4033 6900</b>
<b>BRISBANE</b>	<b>45 FULCRUM STREET, RICHLANDS QLD 4077</b>	<b>brisbane.sales@southcott.com.au</b>	<b>07 3022 3700</b>
<b>EMERALD</b>	<b>77 MACAULEY ACCESS ROAD, EMERALD QLD 4720</b>	<b>emerald.sales@southcott.com.au</b>	<b>07 4988 1800</b>
<b>MACKAY</b>	<b>10/30-36 MARGARET VELLA DRIVE, PAGET QLD 4740</b>	<b>mackay.sales@southcott.com.au</b>	<b>07 4847 8800</b>
<b>MELBOURNE</b>	<b>13-15 NICOLE WAY, DANDENONG SOUTH VIC 3175</b>	<b>melbourne.sales@southcott.com.au</b>	<b>03 8793 6400</b>
<b>LAVERTON</b>	<b>1/9 EVERAISE COURT, LAVERTON NORTH VIC 3026</b>	<b>laverton.sales@southcott.com.au</b>	<b>03 9371 9000</b>
<b>PERTH</b>	<b>1/1110 ABERNETHY ROAD, HIGH WYCOMBE WA 6057</b>	<b>perth.sales@southcott.com.au</b>	<b>08 6216 4600</b>
<b>TASMANIA</b>	<b>LOT 4, 6183 FRANKFORD ROAD, WESLEY VALE TAS 7307</b>	<b>tasmania.sales@southcott.com.au</b>	<b>03 6423 9900</b>



[www.southcott.com.au](http://www.southcott.com.au) | ABN 27 007 870 662

